



# Nevada Employment Report

## Joint Economic Committee

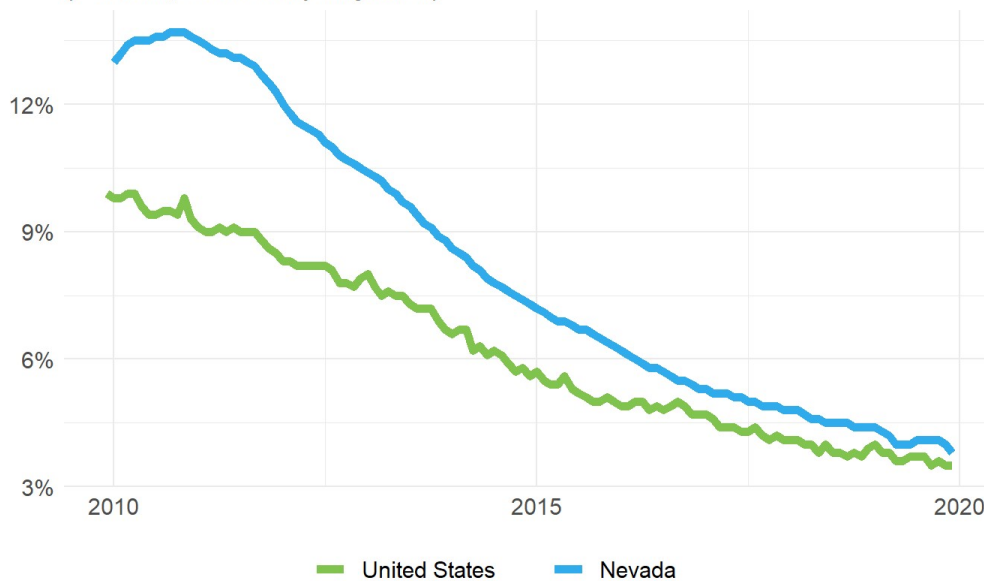
Senator Mike Lee, Chairman

January 24, 2020

### Summary

- Nevada lost 3,500 net payroll jobs and the unemployment rate fell by 0.2 percentage point to 3.8 percent in December, according to Bureau of Labor Statistics (BLS) data released at 10:00am on January 24, 2020.
- Over the past twelve months, Nevada added 27,400 payroll jobs and the unemployment rate fell by 0.6 percentage point from 4.4 percent.
- In December, Nevada's private sector lost 3,500 net private payroll jobs and over the past twelve months it added 23,800 private payroll jobs in the establishment survey.
- In the household survey, the number of unemployed fell by 2,181 on net in December, and over the past year employment rose by 56,100.
- Nevada's labor force participation rate rose to 63.4 percent in December from 63.3. Since last year, the labor force participation rate rose by 0.5 percentage point.
- The national unemployment rate remained unchanged in December. State employment and unemployment data for January is scheduled for release March 16, 2020. The national employment situation report for January will be released February 07, 2020.

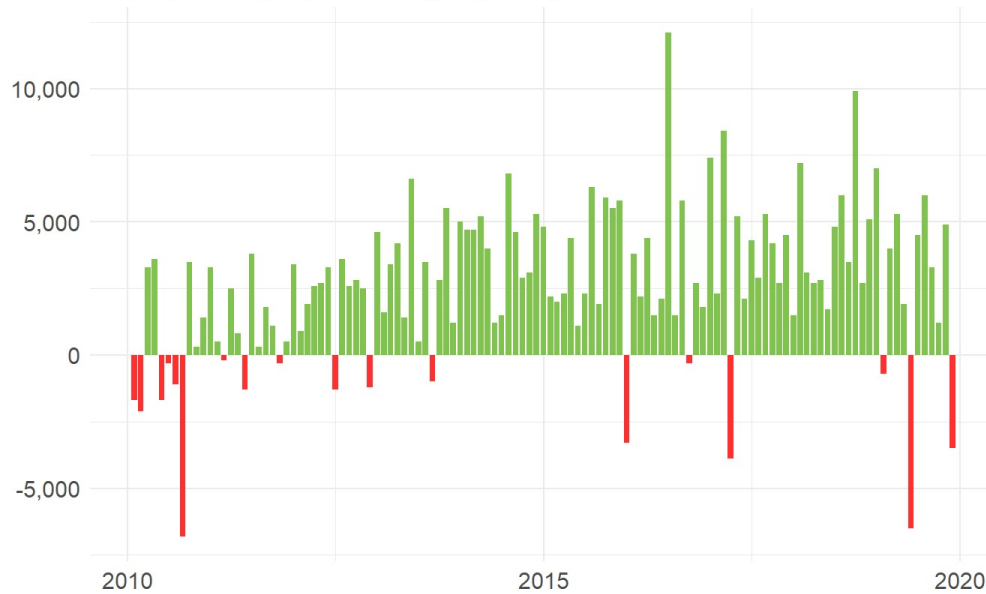
Nevada and U.S. Unemployment Rates  
(Percent, Seasonally Adjusted)



Source: Bureau of Labor Statistics

### Nevada Payroll Employment

## Nevada Nonfarm Payroll Jobs Monthly Change (Seasonally Adjusted)



Source: Bureau of Labor Statistics

Nevada lost 3,500 net payroll jobs, or -0.2 percent, on a seasonally adjusted basis during December. In the prior month, Nevada added 4,900 jobs. Over the past twelve months, Nevada added 27,400 payroll jobs, or 1.9 percent. Nevada nonfarm payroll employment had increased in 9 of the past 12 months.

Nationally, nonfarm payrolls rose by 145,000 in December, or rose by 0.1 percent. Over the 12-month period ending with December, nonfarm payrolls rose by 2,108,000 jobs, or 1.4 percent. Nevada is tied for 10th among the 50 states and the District of Columbia for percentage gain in nonfarm payroll employment over the past 12 months.

During December, Nevada's private-sector lost 3,500 jobs, or approximately -0.3 percent. The private-sector in Nevada added 5,300 jobs in the prior month. Over the past twelve months, private-sector payrolls in Nevada added 23,800, or 1.9 percent. Nevada private-sector payroll employment has increased in 9 of the past 12 months.

Nationally, private-sector payroll jobs rose by 139,000 jobs in December, or 0.1 percent. Over the past 12 months, the national payroll rose by 1,947,000 jobs in the private sector, or rose by 1.5 percent. Nevada is tied for 12th among the 50 states and the District of Columbia for a percentage gain in private-sector payroll employment over the past 12 months.

## Change in Nevada Payroll Employment by Sector over Past 12 Months



Source: Bureau of Labor Statistics, seasonally adjusted

The best performing sectors on a seasonally adjusted basis during December were Financial Activities (600) and Professional and Business Services tied with Leisure and Hospitality (500). The poorest performing sectors during the month were Trade, Transportation, and Utilities (-2,500) and Construction (-2,700).

The best performing sectors during the last twelve months were Professional and Business Services (10,000) and Construction (6,700). The poorest performing sectors during the last twelve months were Mining and Logging (-1,000) and Trade, Transportation, and Utilities (-3,300).

## Nevada Labor Force Statistics

### Labor Force Participation

The labor force participation rate in Nevada rose to 63.4 percent in December from 63.3 percent in the prior month. At a labor force participation rate of 63.4 percent, Nevada ranks 28th in the nation. The labor force participation rate in Nevada rose by 0.5 percentage point from a year earlier. The labor force participation rate is the percentage of the civilian noninstitutionalized population age 16 and older who are employed or actively looking for work.

The 10-year high for the labor force participation rate in Nevada was 67.3 percent last occurring in March 2010. The series high for the labor force participation rate in Nevada occurred in January 1982 when the labor force participation rate hit 74.3 percent. The 10-year low for the labor force participation rate was 62.4 percent, last occurring in January 2017. This also represents the series low for the labor force participation rate in Nevada.

The national labor force participation rate remained steady at 63.2 percent in December. That rate rose by 0.2 percentage point from a year earlier. The all-time high for the national labor force participation rate was 67.3 percent in April 2000. The 10-year high for the national labor force participation rate was 65.2 percent in April 2010. The recent 10-year low occurred in September

2015 at a level of 62.4 percent. The series low for the national labor force participation rate was 58.1 percent in December 1954.

**Employment-to-Population Ratio**

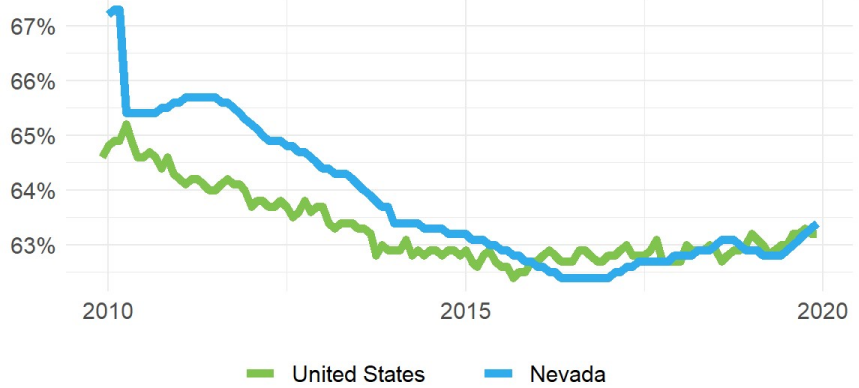
The employment-to-population ratio, or the percentage of the Nevada civilian noninstitutionalized population 16 years and older counted as employed, in December rose to 61 from 60.8 percent in the prior month. At 61 percent, Nevada ranks 26th among state employment-to-population ratios in the nation. The employment-to-population ratio in Nevada rose by 0.9 percentage point from a year earlier.

The 10-year high for the employment-to-population ratio in Nevada was 61 percent in December 2019. The series high for the employment-to-population ratio in Nevada last occurred in October 1988 when the employment-to-population ratio hit 69.2 percent. The 10-year low for the employment-to-population ratio was 56.5 percent last occurring in October 2010. This also represents the series low for the employment-to-population ratio in Nevada.

The national employment-to-population ratio remained steady at 61 percent in December. That rate rose by 0.4 percentage point from a year earlier. The all-time high for the national employment-to-

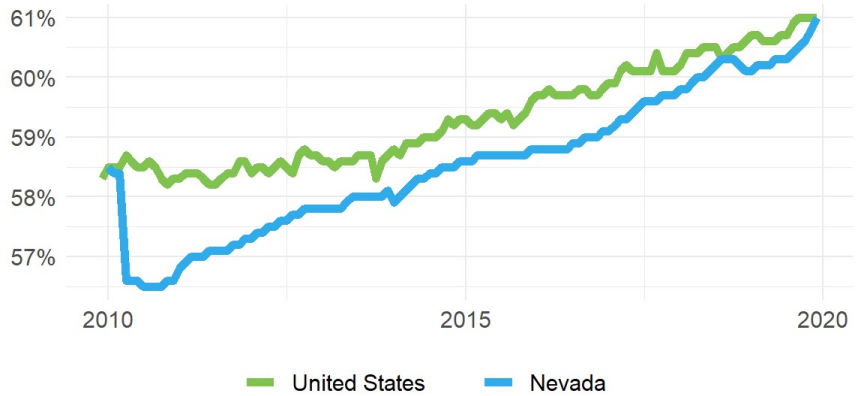
population ratio was 64.7 percent in April 2000. The 10-year high for the national employment-to-population ratio was 61 percent in December 2019. The recent 10-year low occurred in July 2011 at a level of 58.2 percent. The series low for the employment-to-population ratio was 54.9 percent in October 1949.

**Nevada and U.S. Labor Force Participation Rates**  
(Percent, Seasonally Adjusted)



Source: Bureau of Labor Statistics

**Nevada and U.S. Employment-to-Population Ratios**  
(Percent, Seasonally Adjusted)



Source: Bureau of Labor Statistics